

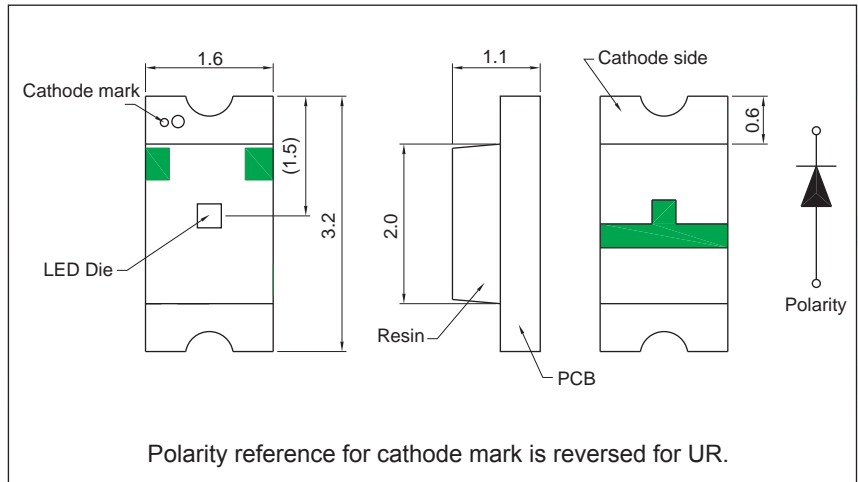
Features

- Chip LED (3.2x1.6x1.1)
- Super compact

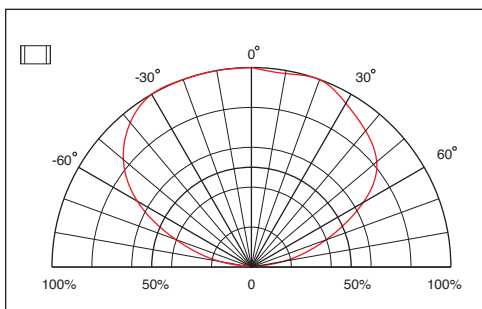
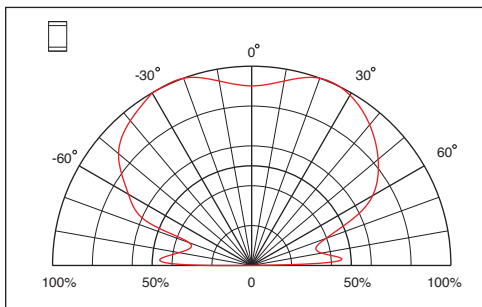


Package Outline Dimensions

(Unit:mm Tolerance:+/-0.1)

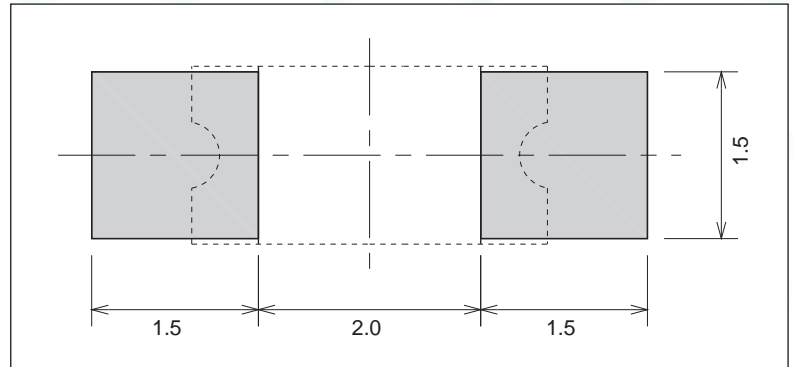


Directive Characteristics



Recommended Soldering Pattern

Unit: mm



Absolute Maximum Ratings

(Ta=25)

Item	Symbol	GaP	GaAsP	AlGaAs	AllnGaP	InGaN	Unit
Power Dissipation	P_D	65	65	66	72	78	mW
DC Forward Current	I_F	25	25	30	30	20	mA
Pulsed Forward Current	I_{FP}	100	100	100	100	80	mA
Reverse Voltage	V_R	5					V
Operating Temperature	T_{OP}	-30 to 80					°C
Storage Temperature	T_{ST}	-40 to 85					°C

* 0.1msec pulse, 10% duty cycle.

Electrical / Optical Characteristics

(Ta=25 °C)

Part Number	Emitting color	Material	Forward Voltage(V _F)		Wavelength (nm) typ.			Luminous Intensity (mcd)*		I _F (mA)	Viewing Angle 2θ±
			typ.	max.	D	P	Δ	min.	typ.		
HT-150YG	Yellow Green	GaP	2.2	2.6	573	568	30	9	20	20	140
HT-150Y	Yellow	GaAsP	2.1	2.6	590	589	35	3.6	9	20	140
HT-150D	Amber	GaAsP	2.1	2.6	608	610	35	6.2	9	20	140
HT-150SD	Super Bright Orange	GaAsP	2.1	2.6	629	642	35	5.6	14	20	140
HT-150UR	Super Bright Red	AlGaAs	1.8	2.2	643	660	20	9	21	20	140
HT-150UYG	Ultra Bright Yellow Green	AlInGaP	2.0	2.4	573	574	20	35	60	20	140
HT-150UY	Ultra Bright Yellow	AlInGaP	1.9	2.4	591	593	15	40	90	20	140
HT-150UD	Ultra Bright Amber	AlInGaP	1.9	2.4	605	609	17	50	120	20	140
HT-150USD	Ultra Bright Orange	AlInGaP	1.9	2.4	622	636	17	50	120	20	140
HT-150NB	Blue	InGaN	3.3	3.9	470	468	40	25	70	20	140
HT-150NG	Green	InGaN	3.3	3.9	527	520	40	65	160	20	140
HT-150TW	White	InGaN	3.3	3.9	x=0.29 y=0.31	-	-	140	220	20	140
HT-150NB5	Blue	InGaN	2.8	3.15	472	470	40	9	25	5	140
HT-150NG5	Green	InGaN	2.8	3.15	529	522	40	15	45	5	140
HT-150TW5	White	InGaN	2.8	3.15	x=0.29 y=0.32	-	-	25	60	5	140

*Per NIST standards

